

**CONDUIT PLACEMENT AND COILING DETAIL  
SIDE VIEW**

**NOTES:**

1. BACKFILL WITH DESIGNATED SIZE NO. 57 AGGREGATE BELOW PULL BOX. BACKFILL AROUND SIDES OF PULL BOX WITH SELECT EXCAVATED MATERIAL AND THOROUGHLY COMPACT.
2. NUMBERS IN CIRCLES REFER TO ITEMS IN MATERIAL LIST.

**MATERIAL LIST**

| ITEM | DESCRIPTION  |
|------|--|
| 1    | WARNING TAPE (AS REQUIRED)                         |
| 2    | NO. 9 PULL BOX                                     |
| 3    | CLASS "B" CONC. AGG. DESIGNATED SIZE NO. 57        |
| 4    | SINGLE MODE FIBER OPTIC CABLE (SMFO)               |
| 5    | #8 GREEN BOND (AS REQUIRED)                        |
| 6    | FIBER OPTIC SPLICE CLOSURE                         |
| 7    | CONDUIT PER PLANS                                  |
| 8    | #12 LOCATOR WIRE (BARE)                            |
| 9    | RACK & HOOK (EACH WALL TYP)                        |
| 10   | SINGLE MODE FIBER OPTIC BRANCH CABLE (AS REQUIRED) |
| 11   | 100' NOMINAL SLACK (50' ENTRY/50' EXIT)            |

**SIGNATURES  
ON FILE**

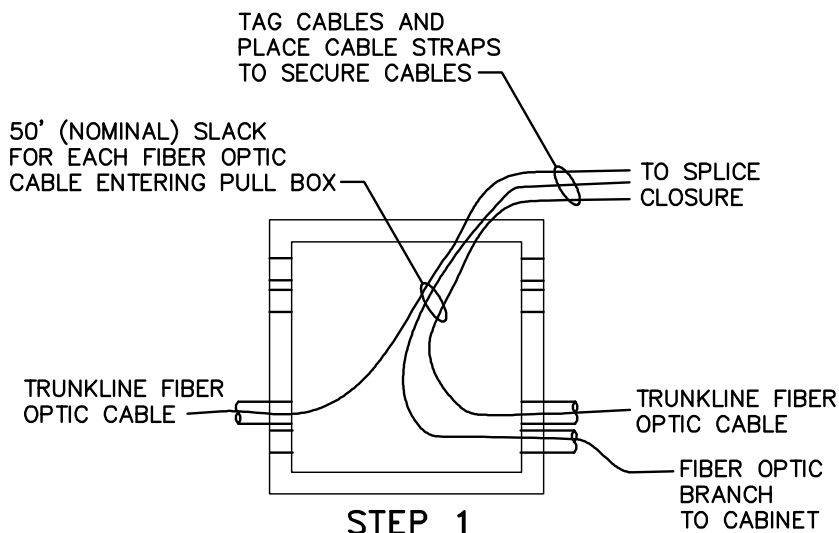


CITY OF GLENDALE  
TRAFFIC SIGNAL AND ITS STANDARDS

NO. 9 PULL BOX  
WIRING AND SPLICING DETAIL

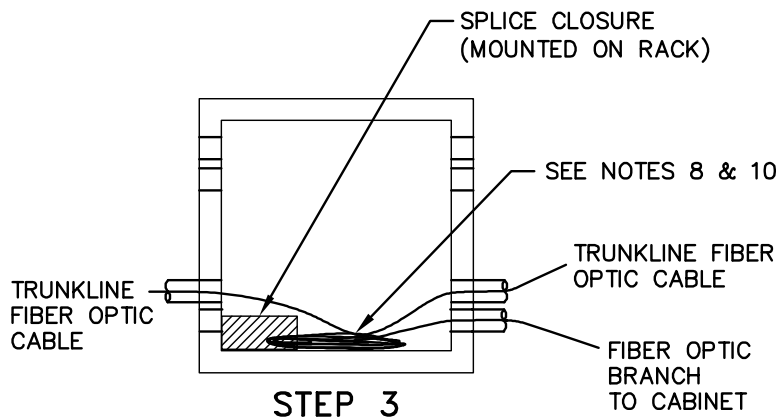
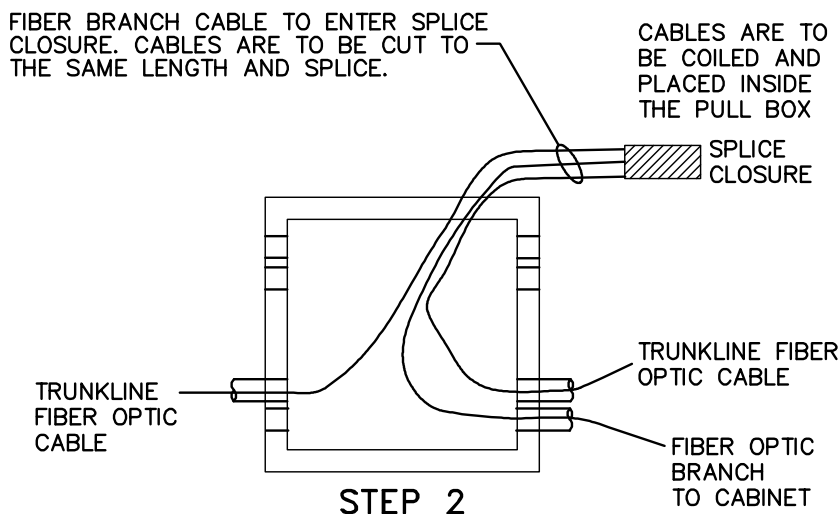
REVISION:  
6/2007  
T2-11  
2 OF 2

# FIBER OPTIC SPLICE PROCEDURE



**NOTES:**

1. LOCATOR WIRES TO BE ATTACHED TO EACH OTHER.
2. PROVIDE 50 FEET OF EACH COILED FIBER OPTIC CABLE PER EACH ENTRY (100 FEET TOTAL) AND 10 FEET OF SLACK ON ANY CONDUCTORS.
3. ALL POWER AND COMMUNICATION CABLES SHALL BE TAGGED WITH CABLE IDENTIFICATION.
4. FIBER SLACK MOUNTED TO RACK OFF OF GROUND.



**SIGNATURES  
ON FILE**



CITY OF GLENDALE  
TRAFFIC SIGNAL AND ITS STANDARDS

NO. 9 PULL BOX  
WIRING AND SPLICING DETAIL

REVISION:  
6/2007  
T2-11  
1 OF 2