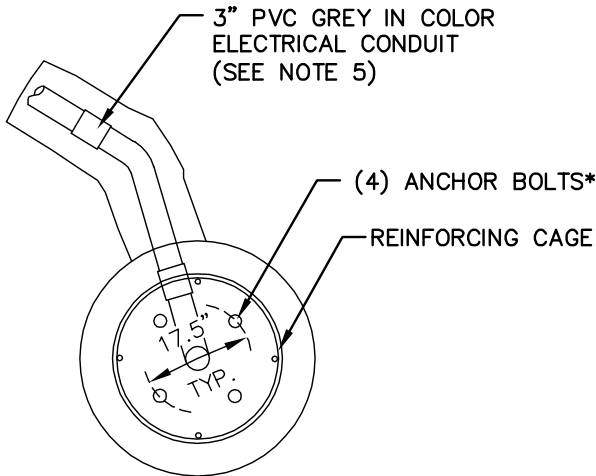
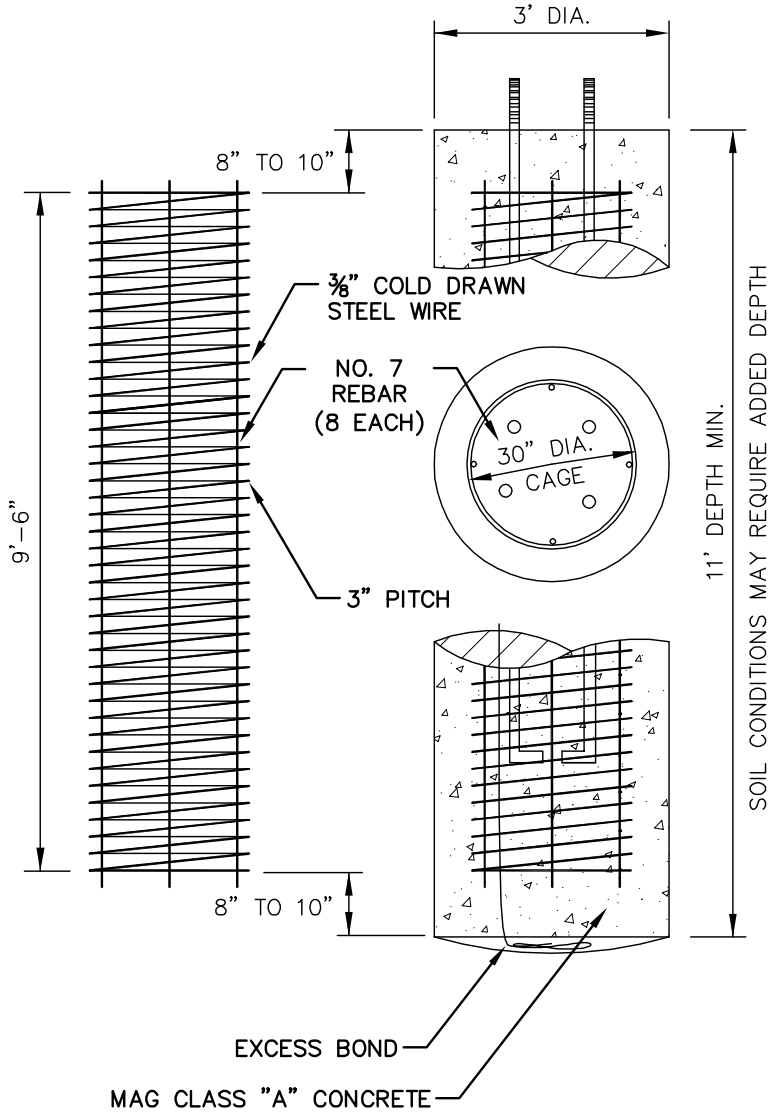
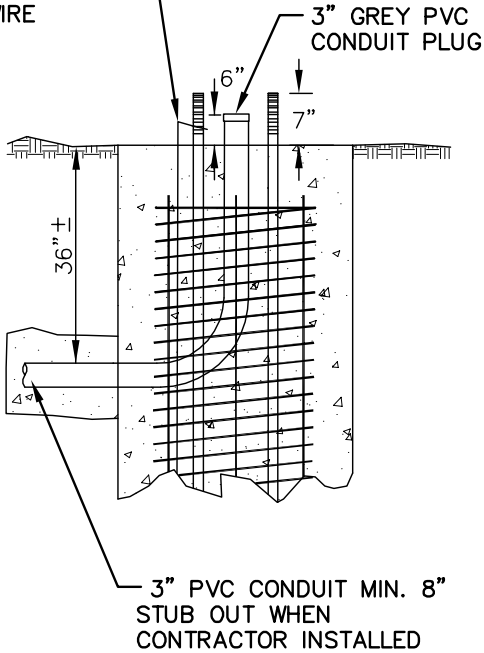


25' OF NO. 8 BOND WIRE TO RUN FROM ANCHOR BOLT TO BOTTOM OF FOUNDATION FOR GROUND WIRE



*ANCHOR BOLT CIRCLE SHALL BE 17.5\" TYP.

NOTES:

1. ANCHOR BOLTS SHALL BE 2"x 90" WITH 6" L BENDS, AND BE FABRICATED FROM STEEL WHICH MEETS OR EXCEEDS THE MINIMUM REQUIREMENTS OF ASTM A 325 AND SHALL BE ELECTRO-GALVANIZED IN ACCORDANCE WITH THE REQUIREMENTS OF ASTM B 633. WELDING SHALL NOT BE PERFORMED ON ANY PORTION OF THE BODY OF THESE ANCHOR BOLTS.
2. CONTRACTOR TO FURNISH AND INSTALL ANCHOR BOLTS WHEN CONSTRUCTING FOUNDATION.
3. ANCHOR BOLTS NOT MEETING SPECS LISTED ABOVE SHALL NOT BE ACCEPTED UNLESS STAMPED CERTIFICATION FROM A STRUCTURAL ENGINEER IS PROVIDED THAT STATE THE ANCHOR BOLTS MEET OR EXCEED THE REQUIREMENTS LISTED ABOVE.
4. FOUNDATION SHALL BE POURED IN DRILLED HOLE PER M.A.G. CLASS A 3000 P.S.I. WITH 4" SLUMP.
5. ALL CONDUIT SHALL BE SCHEDULE 40 PVC GREY IN COLOR AND MARKED FOR ELECTRIC USE.

**SIGNATURES
ON FILE**



CITY OF GLENDALE
TRAFFIC SIGNAL AND ITS STANDARDS
FOUNDATION FOR SIGNAL POLES

REVISION:
2/2008
T3-2